



Atlantic Equipment & Surplus, Inc.



Atlantic Equipment & Surplus, Inc. offers comprehensive Forming, Shoring, and Scaffolding solutions, specializing in the rental and sale of high-capacity Shoring Systems, Handset & Gang Forming Systems, Forming Hardware, Scaffolding Systems, Stair Towers, and Scaffold Accessories. With over 33 years of experience, we are a trusted partner for contractors and dealers across the USA, South and Central America, Canada, and the Caribbean. Our dedicated team, renowned for their expertise, is always ready to assist you. Explore our product range and project gallery online, and experience our unmatched service firsthand.

Atlantic Equipment & Surplus, Inc.



Atlantic Equipment & Surplus, Inc. is a leading provider of comprehensive forming, shoring, and scaffolding solutions for the construction industry. Our extensive product range includes high-load shoring systems with capacities from 10K to 220K per leg, handset and gang forming systems, forming hardware, scaffolding systems, stair towers, and scaffold accessories. We specialize in offering both rental and sale options, providing you with the flexibility to choose the most cost-effective solution for your projects.

At Atlantic Equipment & Surplus, we pride ourselves on delivering unlimited solutions tailored to meet the unique demands of your construction needs. Our commitment to quality, efficiency, and customer satisfaction sets us apart in the industry. Whether you're working on small-scale renovations or large infrastructure developments, our experienced team is ready to support you with expert guidance and top-tier equipment.

As a contractor or dealer, partnering with Atlantic Equipment & Surplus means gaining access to:

- A wide range of high-quality forming, shoring, and scaffolding products
- Flexible rental and purchase options to suit your project requirements
- Expert technical support and consultation
- Reliable equipment that meets or exceeds industry safety standards

Choose Atlantic Equipment & Surplus as your go-to supplier for all your concrete construction equipment needs. Let us help you elevate your projects with our comprehensive solutions and unparalleled service.

Please visit our website at <https://atlantic-equipment.com> to submit a quote request, and we'll get back to you promptly. If you have any further questions, feel free to contact me directly.

Best Regards,

Mark Tyson | Sales Representative

E: mtyson.atlantic@gmail.com

M: 904.521.5885

FEATURED PRODUCTS



ALUMINIUM BEAM CLAMPS



PSV-908A

#1 A-Clamp Assembly
(Steel)


WT. 0.50 LBS



PSV-908AN

#1 A-Clamp Assembly (Steel)
Bolt & Nut


WT. 0.29 LBS



PSV-908B

#2 A-Clamp Assembly
(Aluminum)
Bolt, Nut & Washer (Steel)

WT. 0.31 LBS



PSV-908BNW

#2 A-Clamp Assembly
Bolt, Nut & Washer (Steel)

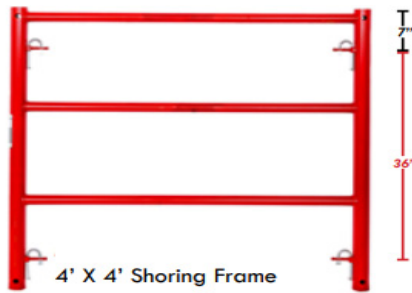
WT. 0.18 LBS

FEATURED PRODUCTS

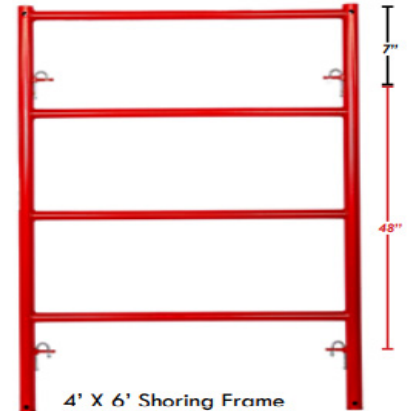


H.L. 10K SHORING FRAMES

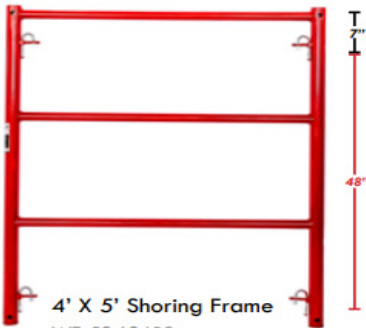
- Uses PSV-102
- Standard Color RED
- First Lock 7" From Top of Frame Leg (13" on 6' Tall Frames)
- Candy Cane Locking System
- 2.375" O.D. Tube Diameter X 0.148" Wall Thickness




4' X 4' Shoring Frame
WT. 48.80 LBS



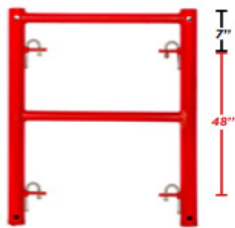
4' X 6' Shoring Frame
WT. 65.20 LBS



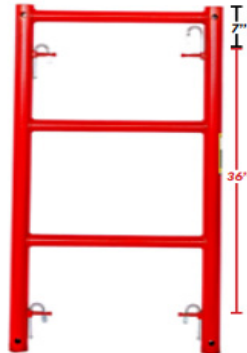
4' X 5' Shoring Frame
WT. 52.60 LBS



4' X 3' Shoring Frame
WT. 34.80 LBS



2' X 3' Shoring Frame
WT. 28.00 LBS



2' X 4' Shoring Frame
WT. 38.20 LBS



2' X 5' Shoring Frame
WT. 45.40 LBS



2' X 6' Shoring Frame
WT. 53.40 LBS

FEATURED PRODUCTS



NOMINAL RANGE POST SHORES



10K Nominal Range Post
Shore



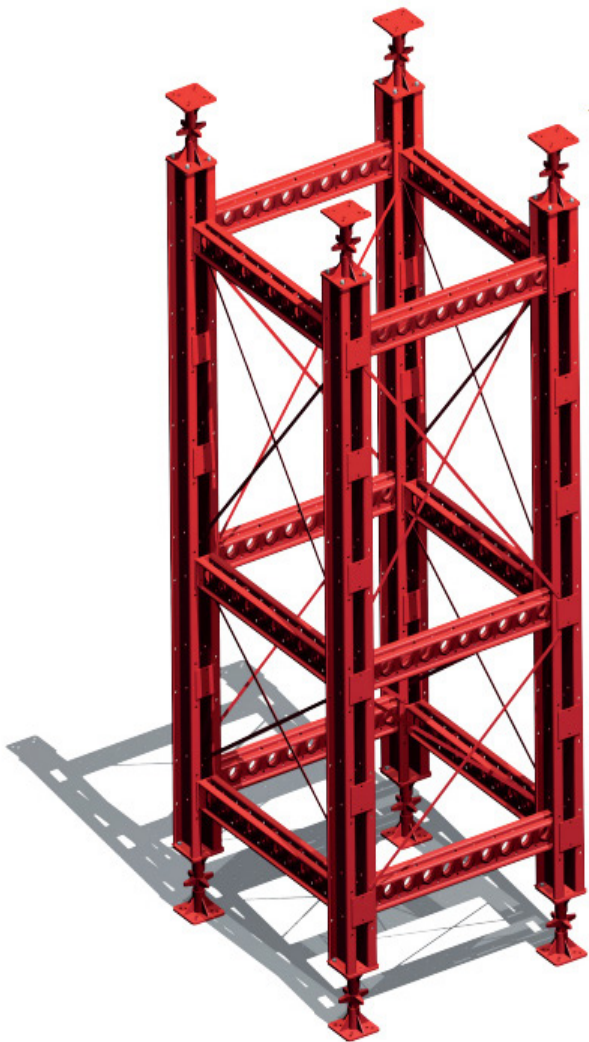
25K Nominal Range Post
Shore

★ **100K Nominal Range Post Shore Also Available!** ★

FEATURED PRODUCTS



MEGA-SHORE SHORING SYSTEM



★ **Ask Us About Our Shoring Accessories** ★

SCAFFOLDING PRODUCTS LINE



SYSTEMS SCAFFOLD




Ring Lock Systems

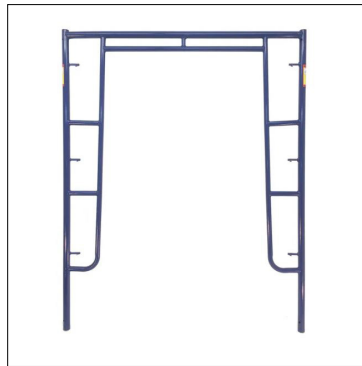


Cup Lock Systems

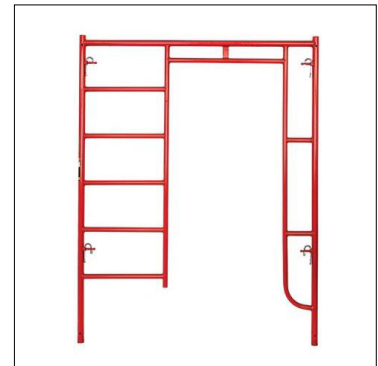
SCAFFOLDING FRAME & BRACE



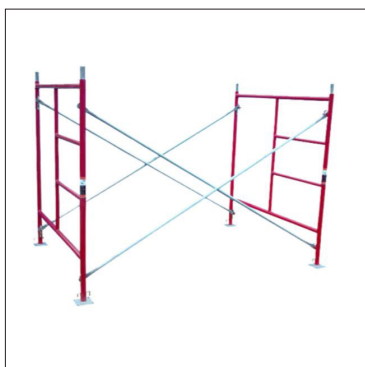
S Style Walk Thru Frame



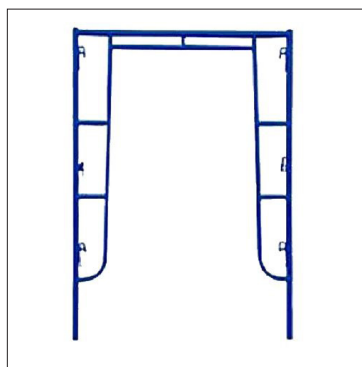
S Style Mason Frame



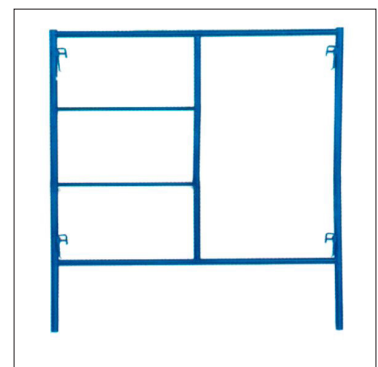
W Style Walk Thru Frame



W Style Mason Frame



V Style Walk Thru Frame

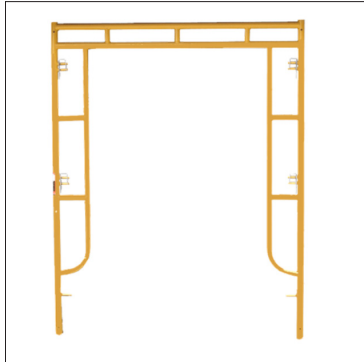


V Style Mason Frame

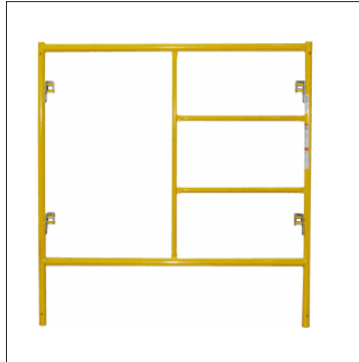
SCAFFOLDING PRODUCTS LINE



SCAFFOLDING FRAME & BRACE



BJ Style Walk Thru Frame



BJ Style Mason Frame

ACCESSORIES



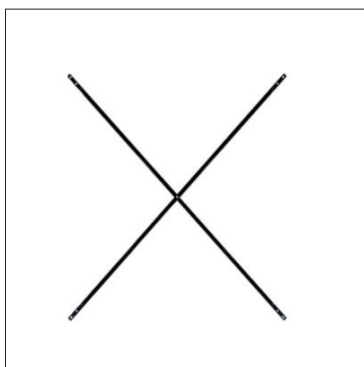
Hitch Pins




Drilled Rivots



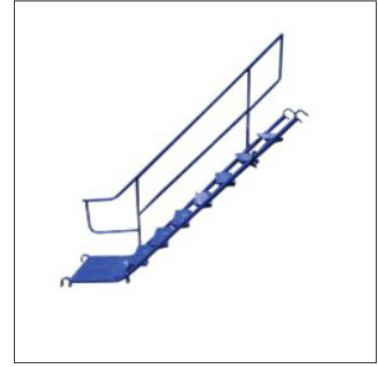
Shoring Connectors



Angle Iron Cross Braces




Tube Cross Braces



Internal Stair Units


ACCESSORIES



Diagonal Goosers



Tube Straddle Braces



Locks



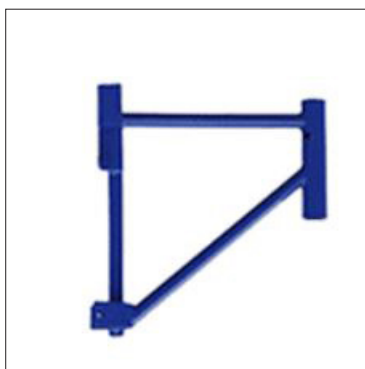
Locking Caster




Base Plate



Outrigger



Brackets



Wall Ties

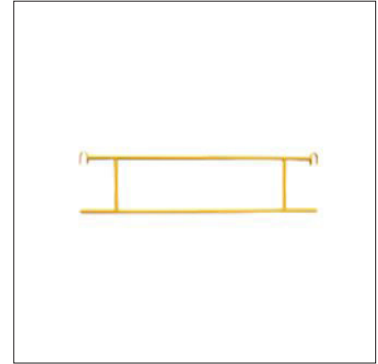
ACCESSORIES



Ladders



Ladder Bracket



Panels



Guard Rail Panel & Gates



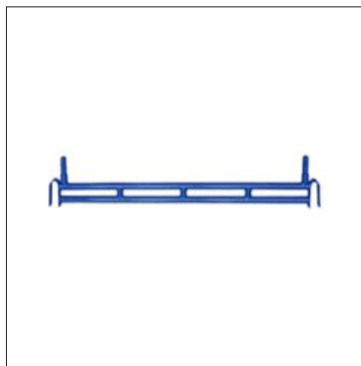
Guard Rails



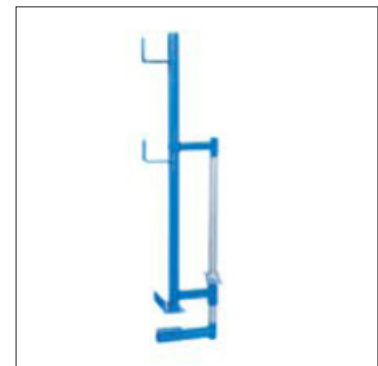
Planks & Decking



Guard Rail Posts




Putlogs



Stanchions

ACCESSORIES/MISC. PRODUCTS



Hoist Arm & Well Wheels



Folding A-Frames


TUBE AND CLAMPS



Tube



Clamps



Scaffold Clamps